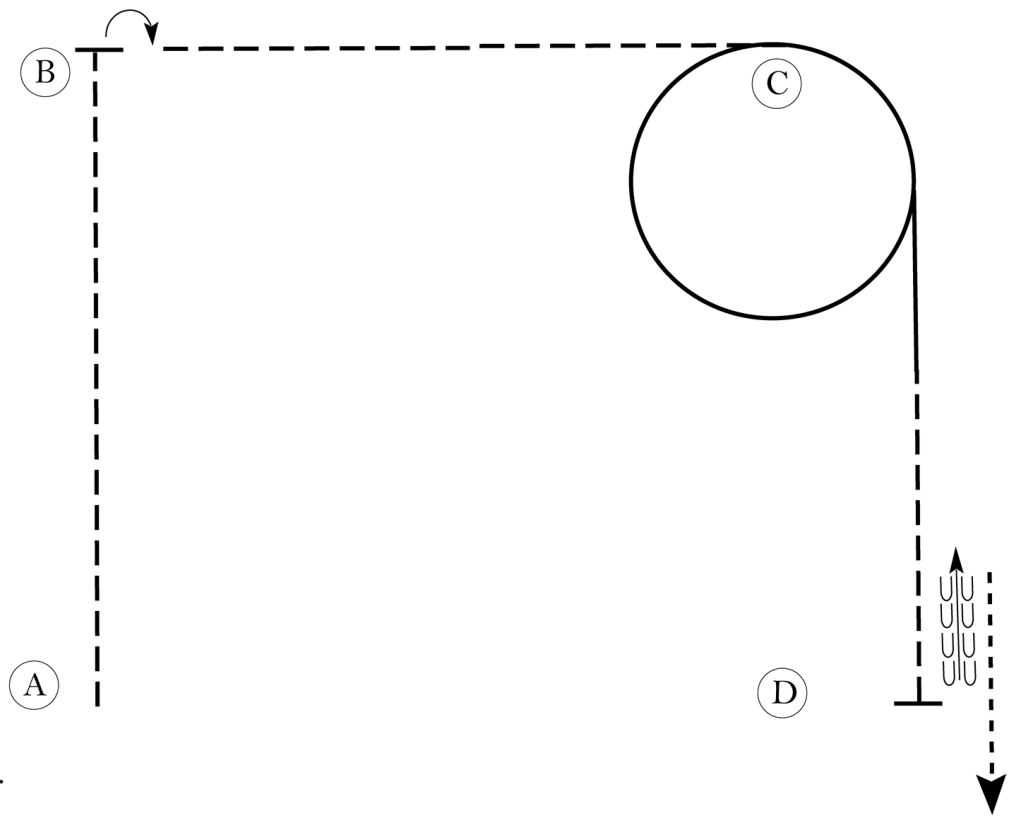


Scenic City Summer Show

Equitation (Level 1 Amateur, Level 1 Youth)

Show Date: 07-06-2024



Be ready at A.

1. Sitting trot to B.
2. Stop at B and execute a 90 degree turn on the haunches to the right.
3. Posting trot on the right diagonal to C.
4. Canter on the right lead in a circle around C.
5. Continue on the right lead halfway to D.
6. Posting trot on the left diagonal to D.
7. Stop at D and back approximately one horse length.
8. Walk forward to and past D.

Follow the instructions of your ring steward.

Walk	-----
Trot	- - - - -
Extended Trot	— — — — —
Canter	—————
Leg Yield	
Lead Change	↖ ↗
Back	← ← ← ← ←
Marker	(B)
Sidepass	← — — — — →
Hand Gallop	— — — — —

[HSE/1-43]

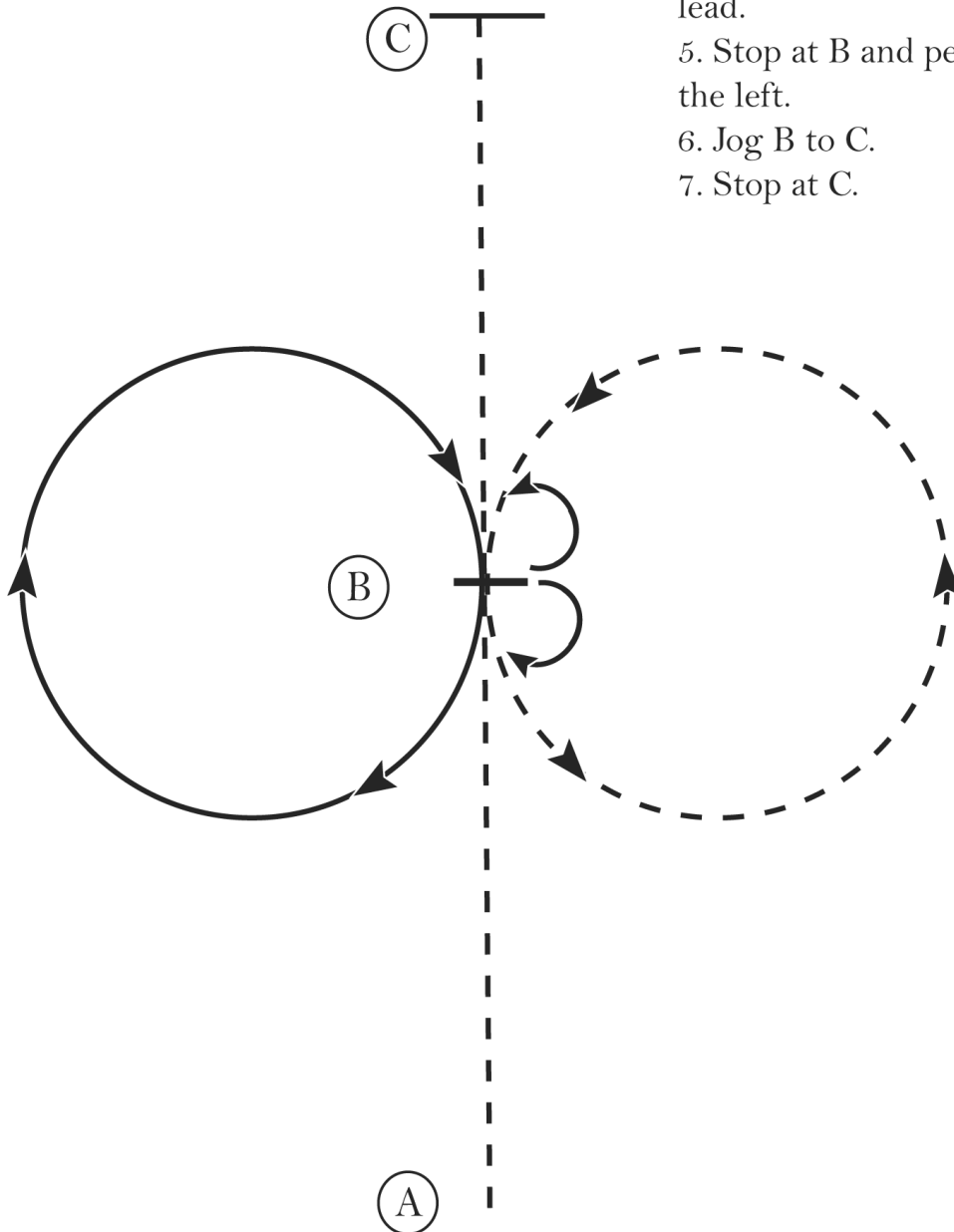
Pattern Provided by:
Your Judges










Scenic City Summer Show

Western Horsemanship (Level 1 Am, Level 1 Youth, Youth 13 Under)

Show Date: 07-06-2024

1. Jog A to B.
2. Stop at B and perform a 180 degree turn to the right on the hindquarters.
3. Jog a circle to the left.
4. At B lope a circle to the right on the right lead.
5. Stop at B and perform a 180 degree turn to the left.
6. Jog B to C.
7. Stop at C.



Walk	
Jog	
Extended Jog	
Lope	
Leg Yield	
Lead Change	
Back	
Marker	
Sidepass	

[WH/1-10]

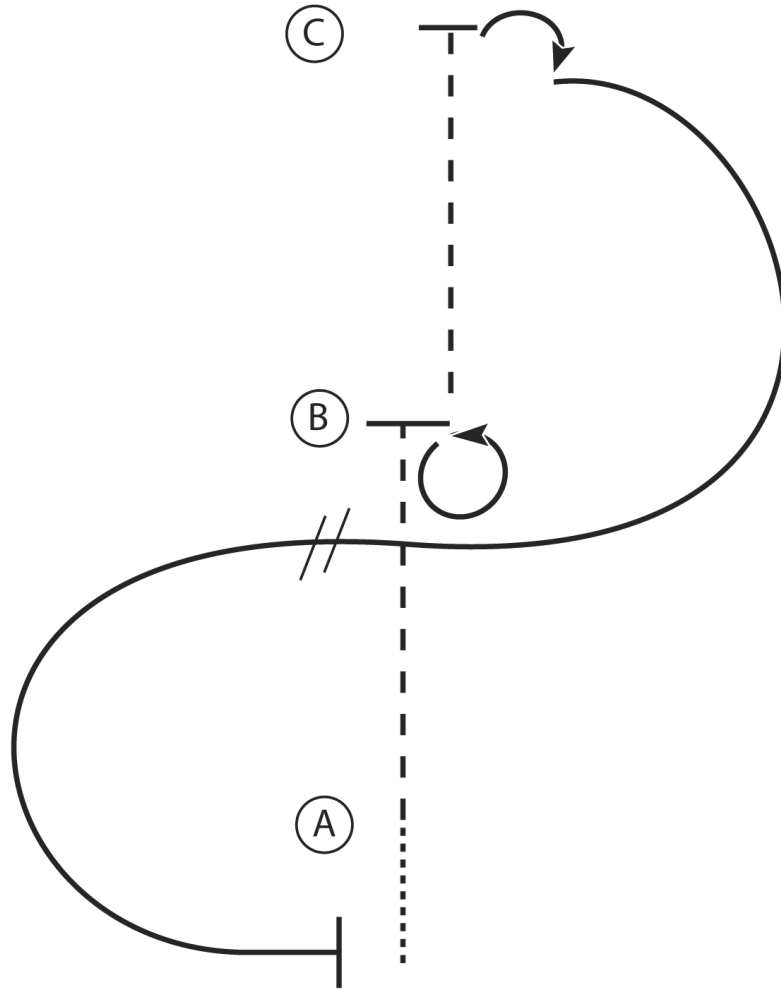
Pattern Provided by:

Your Judges

Scenic City Summer Show

Western Horsemanship (Amateur, Amateur Select, Youth 14-18)

Show Date: 07-06-2024



1. Walk to A
2. Jog A to B
3. Stop at B and perform a 360 degree turn to the left
4. Jog B to C
5. Stop at C and perform a 90 degree turn to the right
6. Lope a half circle to B on the right lead
7. At B perform a lead change and lope a half circle to A on the left lead
8. Stop at A

Walk
Jog	-----
Extended Jog	-----
Lope	=====
Leg Yield	
Lead Change	
Back	
Marker	(B)
Sidepass	

[WH/2-30]

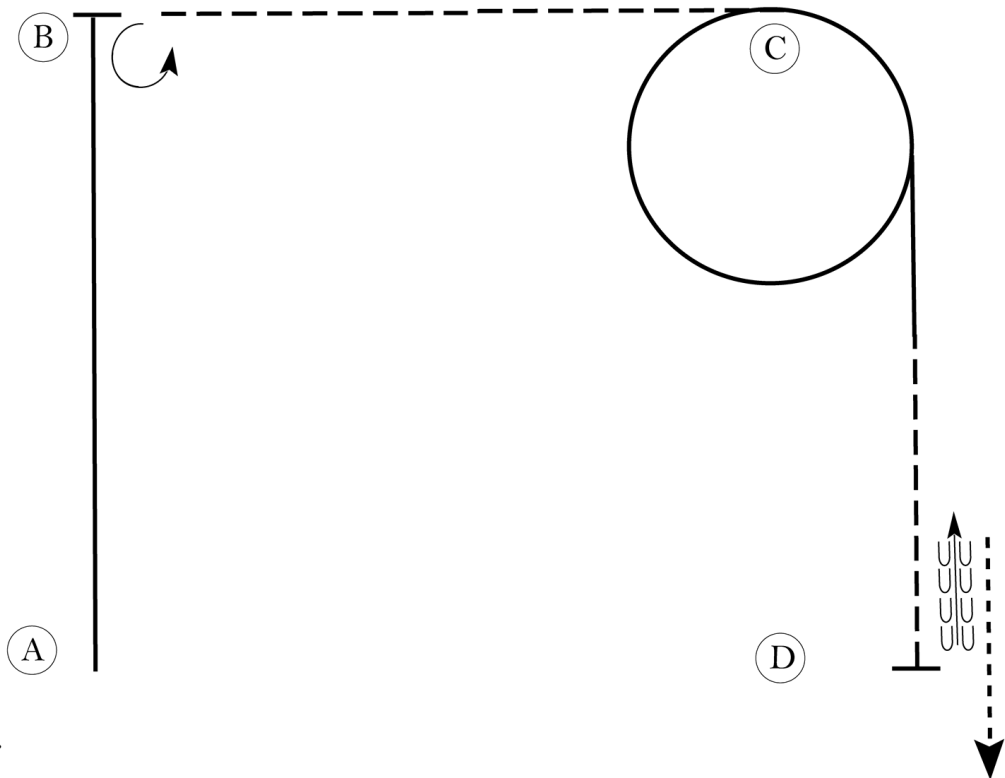
Pattern Provided by:

Your Judges

Scenic City Summer Show

Equitation (Amateur, Youth)

Show Date: 07-06-2024



Be ready at A.

1. Canter on the left lead to B.
2. Stop at B and execute a 270 degree turn on the haunches to the left.
3. Posting trot on the right diagonal to C.
4. Canter on the right lead in a circle around C.
5. Continue on the right lead halfway to D.
6. Posting trot on the left diagonal to D.
7. Stop at D and back approximately one horse length.
8. Walk forward to and past D.

Follow the instructions of your ring steward.

Walk	-----
Trot	- - - - -
Extended Trot	— — — — —
Canter	—————
Leg Yield	
Lead Change	↗ ↘
Back	← ← ← ← ←
Marker	Ⓚ
Sidepass	← — — — — →
Hand Gallop	—— — — —

[HSE/2-43]

Pattern Provided by:

Your Judges

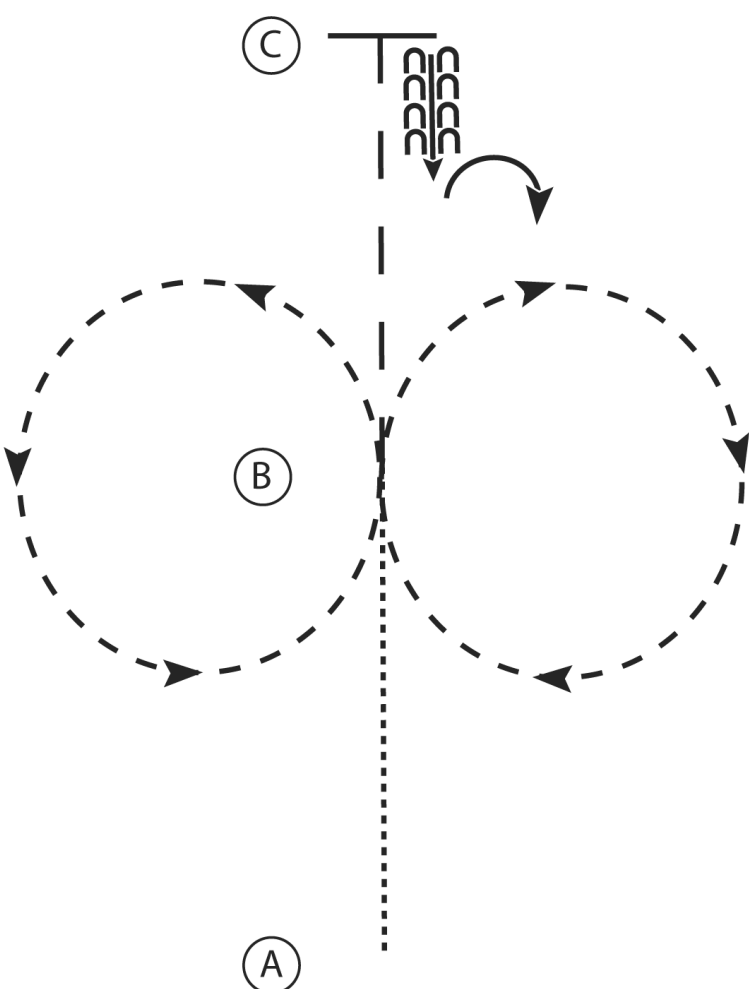
Scenic City Summer Show

Equitation(Level 1 Amateur WT,Level 1 Youth WT, Youth 9 Under WT)

Show Date: 07-06-2024

www.HorseShowPatterns.com

www.HorseShowPatterns.com



1. Walk A to B
2. Sitting trot circle to the right
3. Posting trot circle to the left
4. At B extend the trot to C
5. Stop at C and back 4 steps
6. Perform a 90 degree turn to the right

Walk	
Trot	
Extended Trot	
Canter	
Leg Yield	
Lead Change	
Back	
Marker	
Sidepass	

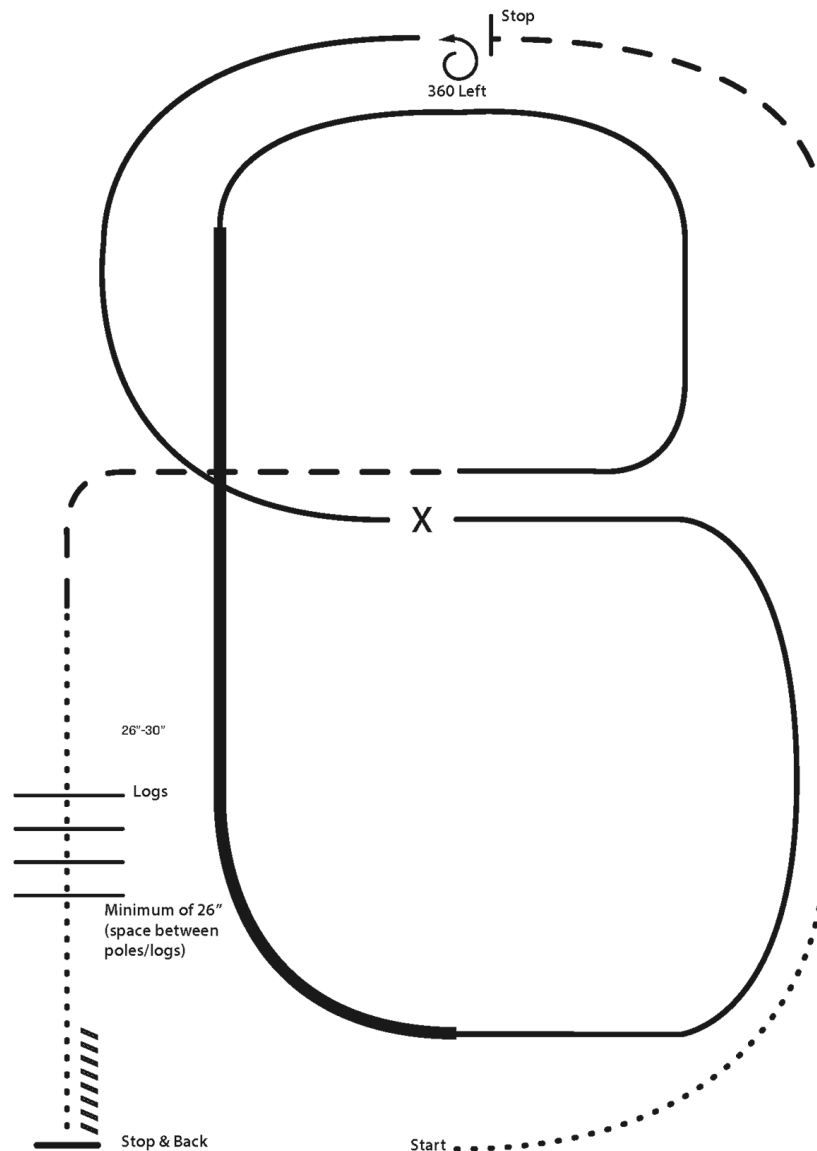
[HSE/WT-1]

Pattern Provided by:
Your Judges

Scenic City Summer Show

Show Date: 07-06-2024

Ranch Riding (Level 1 Ranch, Level 1 Amateur, Level 1 Youth, Youth 9 Under-9 under trot where lope or extended lope is listed.



X Lead Change
••• Walk
- - - Trot
- - - Ext Trot
- - - Lope
- - - Ext Lope
///// Back

1. Walk
2. Trot
3. Extend the trot, at the top of the arena ,stop
4. 360 degree turn to the left
5. Left lead 1/2 circle, lope to the center
6. Change leads (simple or flying)
7. Right lead 1/2 circle
8. Extended lope up the long side of the arena (right lead)
9. Collect back to a lope around the top of the arena and back to center
10. Break down to an extended trot
11. Walk over logs
12. Stop and back

[RR/AQHA-1]

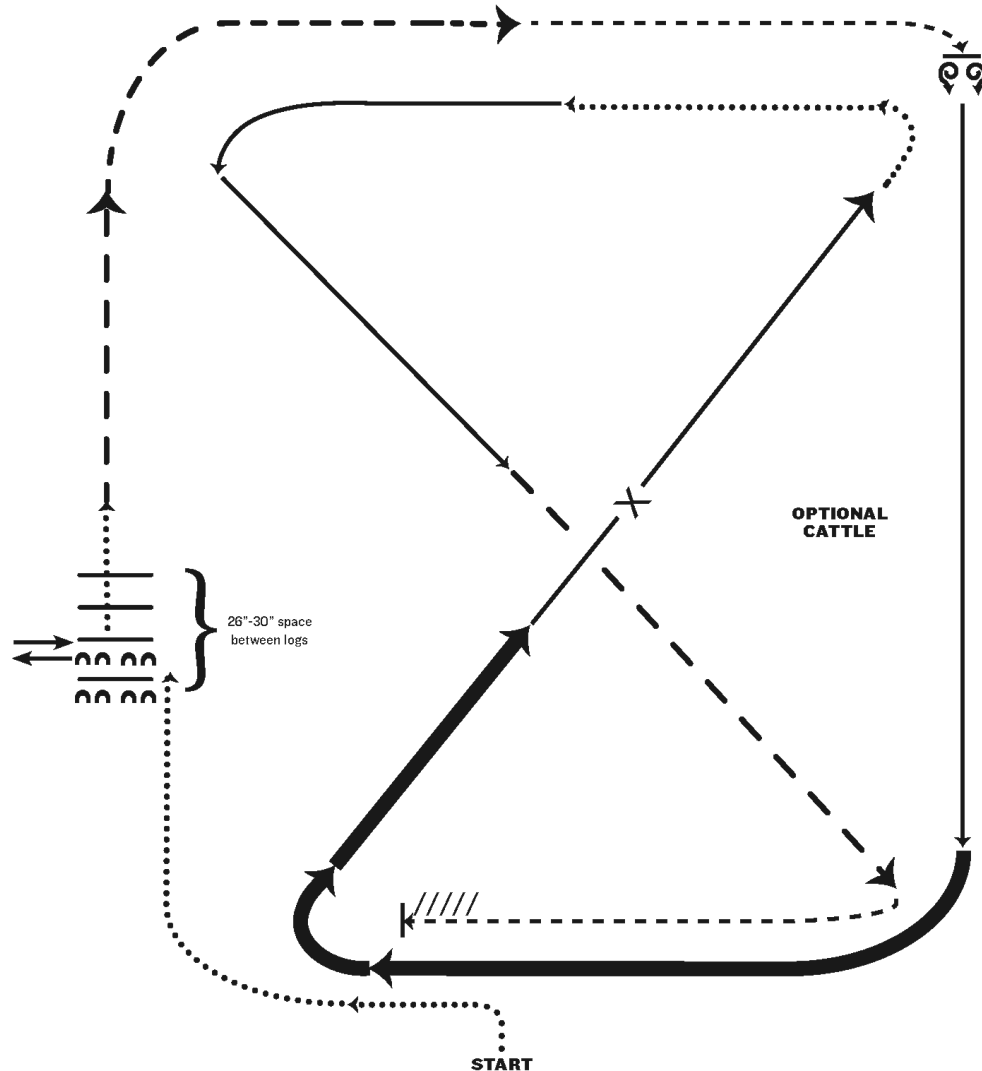
Pattern Provided by:

Your Judges

Scenic City Summer Show

Ranch Riding (Amateur, Amateur Select, Youth)

Show Date: 07-06-2024



1. Walk
2. Side pass left across first log, side pass 1/2 way to right
3. Walk across logs
4. Extended trot
5. Trot
6. Stop, 360 degree turn each direction (either direction 1st) (L-R or R-L)
7. Lope right lead
8. Extended lope (right lead)
9. Collect lope, change leads (simple or flying)
10. Walk
11. Lope left lead
12. Extended trot
13. Trot
14. Stop and back

Note: The drawn description of this pattern is only intended for the general depiction of the pattern. Exhibitors should utilize the arena space to best exhibit their horses.

[RR/AQHA-8]

Pattern Provided by:

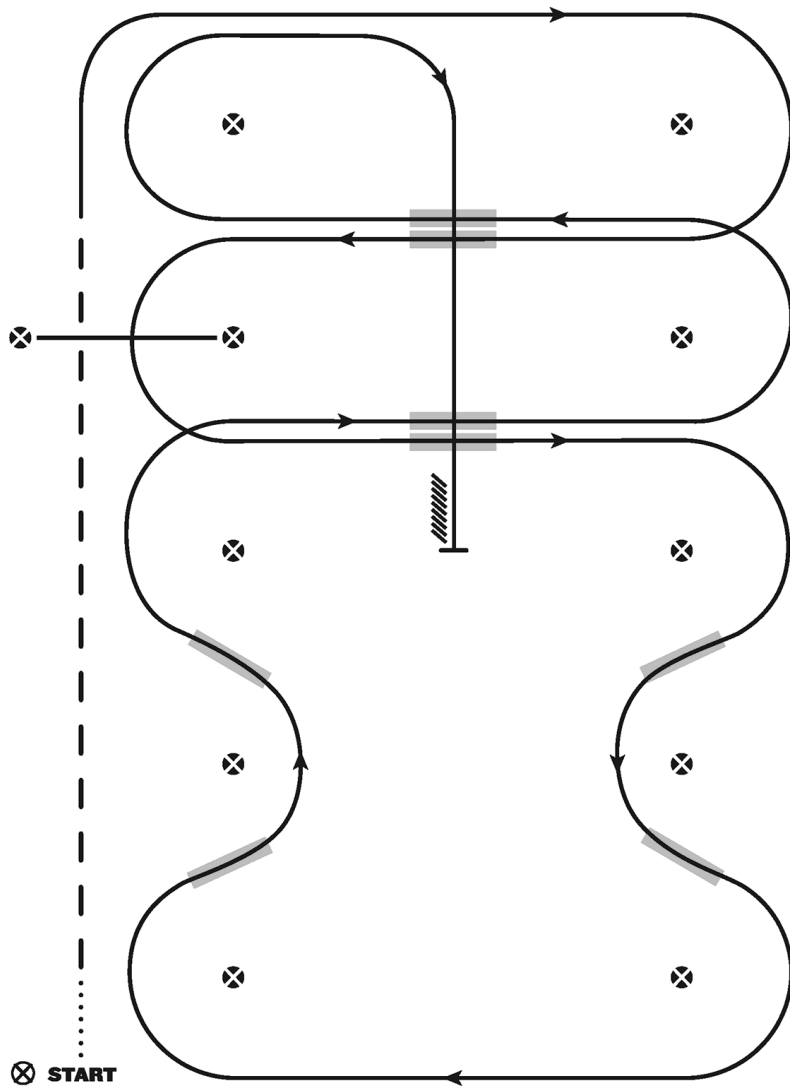
Your Judges

Scenic City Summer Show

Western Riding (Open, Amateur, Youth)

Show Date: 07-06-2024

WESTERN RIDING - PATTERN 8



LEGEND

- Walk
- - - - - Jog
- Lope
- /////// Back
- Lead Changing Area

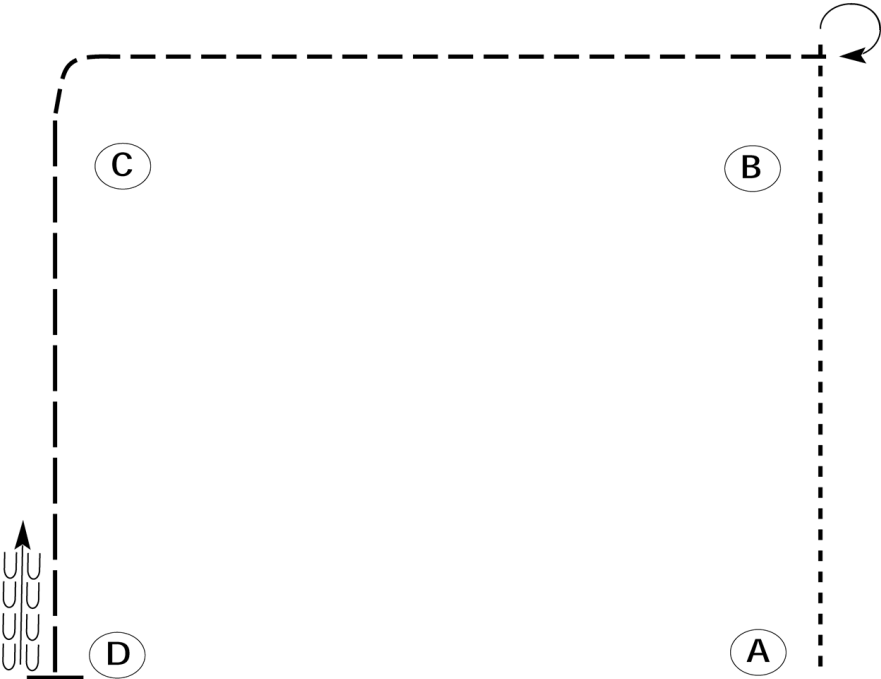
1. Walk at least 15 feet from start cone to the first marker, transition to jog, jog over log.
2. Transition to the lope right lead
3. First crossing change
4. Lope over log
5. Second crossing change
6. First line change
7. Second line change
8. Third line change
9. Fourth line change
10. Third crossing change
11. Fourth crossing change
12. Lope up the center, stop & back

Revised 06-07-2021

[WR/OP-8]

Pattern Provided by:
Your Judges

Western Horsemanship (Level 1 Amateur WT,
Level 1 Youth WT, Youth 9 Under



- Be ready at A.
1. Walk from A to B.
 2. Stop past B and execute a 270 degree turn to the right.
 3. Jog from B around C.
 4. Extend the jog from C to D.
 5. Stop at D and back one horse length.

Please exit at a jog.

Walk	-----
Jog	-----
Extended Jog	-----
Lope	-----
Leg Yield	
Lead Change	---/---
Back	← --- --- ---
Marker	⊙ B
Sidepass	←-----→

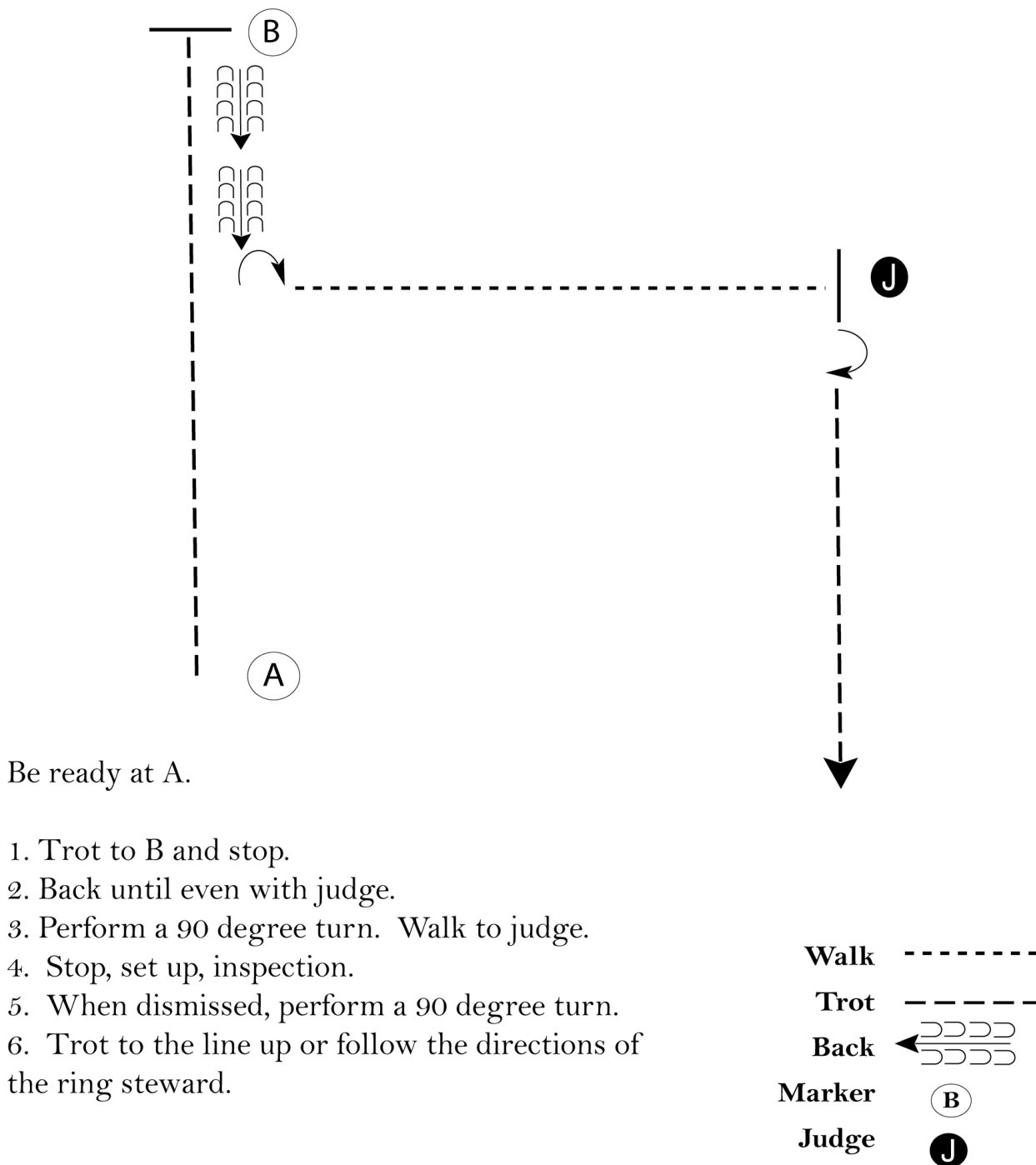
[WH/WT-23]

Pattern Provided by:
Your Judges

Scenic City Summer Show

Showmanship (Level 1 Am, Level 1 Youth, Youth 13 Under)

Show Date: 07-06-2024



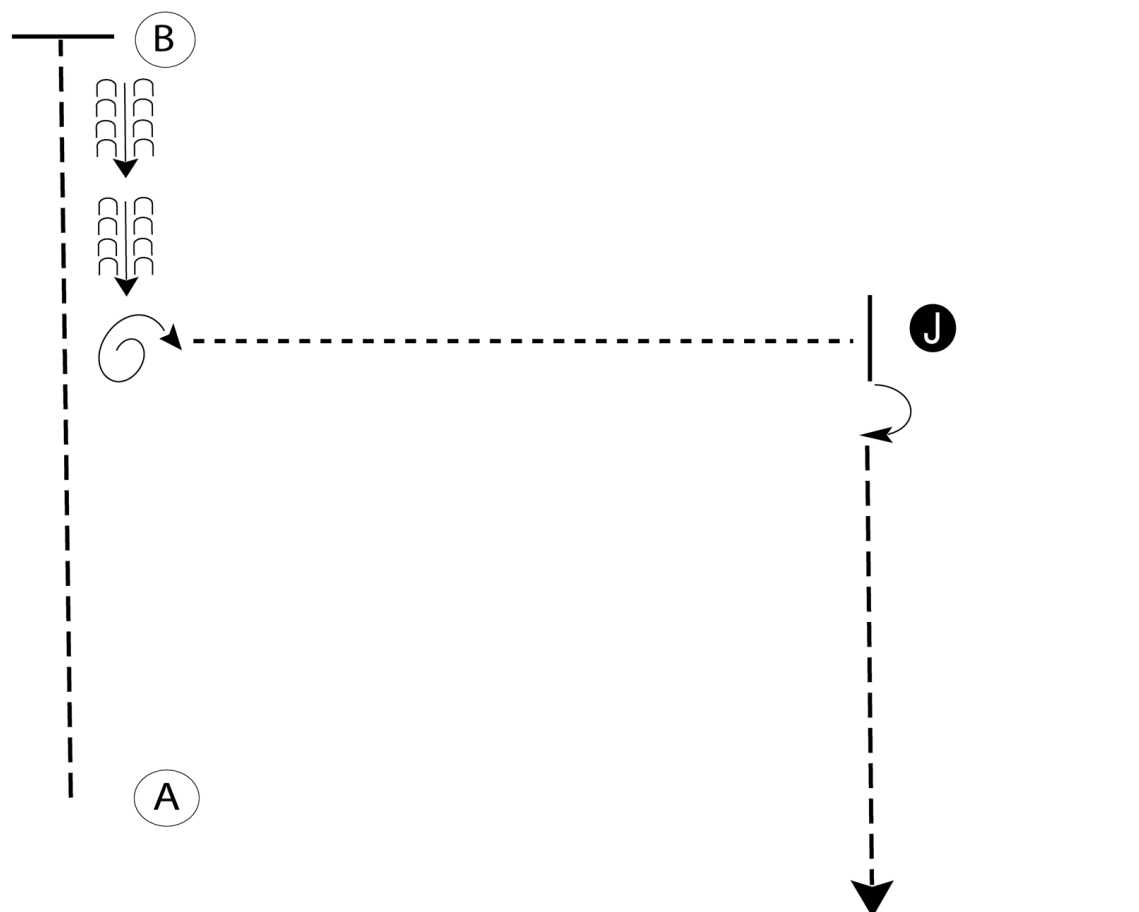
[S/1-29]

Pattern Provided by:
Your Judges

Scenic City Summer Show

Showmanship (Amateur, Amateur Select, Youth 14-18)

Show Date: 07-06-2024



1. Begin at A. Trot to B and stop.
2. Back until even with judge.
3. Perform a 450 degree turn. Walk to judge.
4. Stop, set up, inspection.
5. When dismissed, perform a 90 degree turn.
6. Trot to the line up or follow the directions of the ring steward.

Walk - - - - -
Trot - - - - -
Back ← - - - - -
Marker (B)
Judge (J)


[S/2-29]

Pattern Provided by:
Your Judges

Scenic City Summer Show

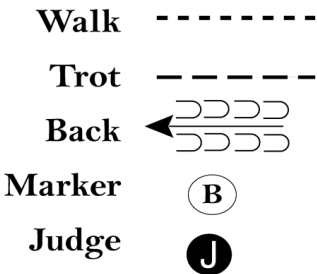
Showmanship (Youth 9 and Under)

Show Date: 07-06-2024



Be ready at A.

1. Trot to B and stop.
2. Perform a 90 degree turn. Walk to judge.
3. Stop, set up, inspection.
4. When dismissed, perform a 90 degree turn.
5. Trot to the line up or follow the directions of the ring steward.

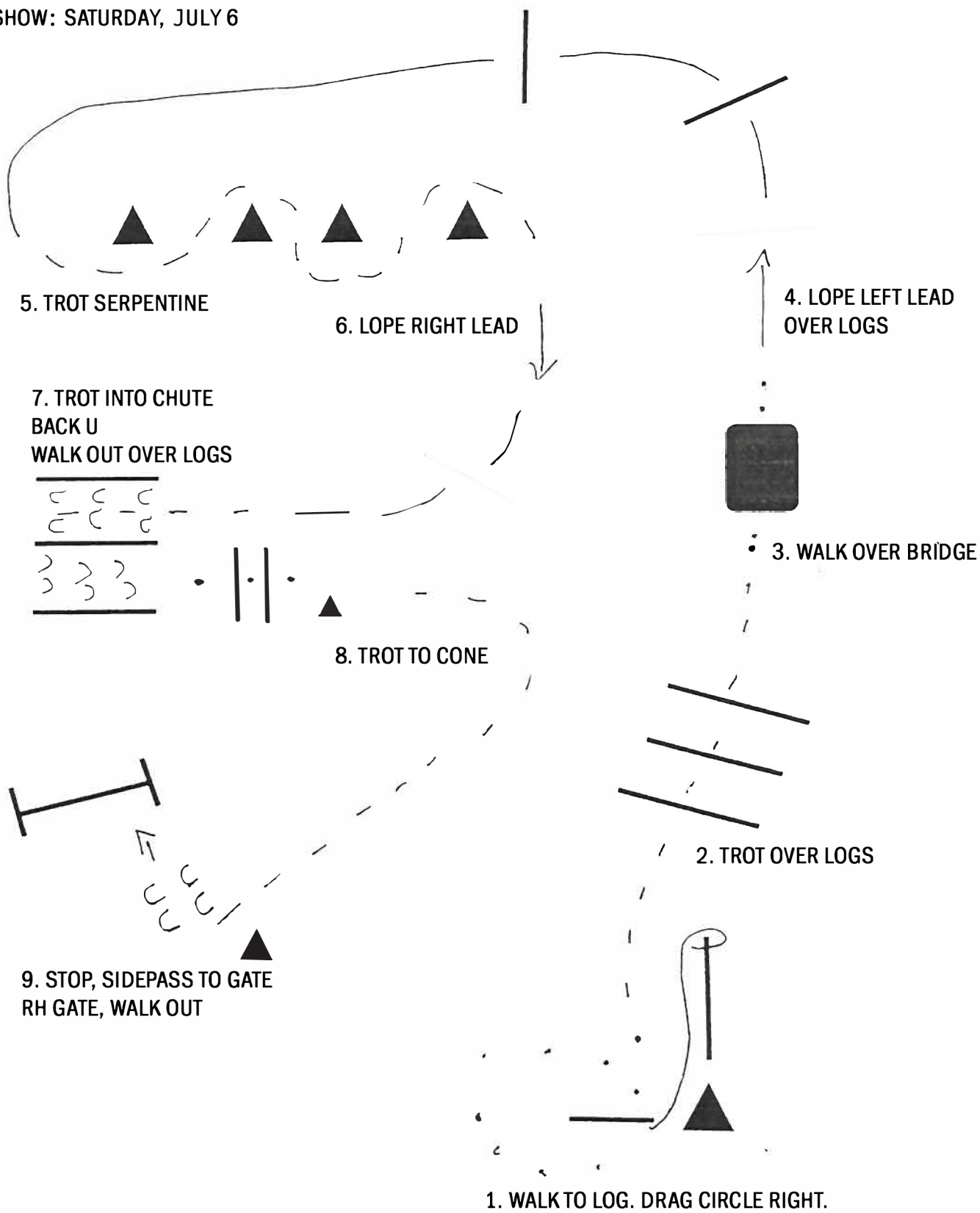


Pattern Provided by:

Your Judges

ALL RANCH TRAIL

SHOW: SATURDAY, JULY 6

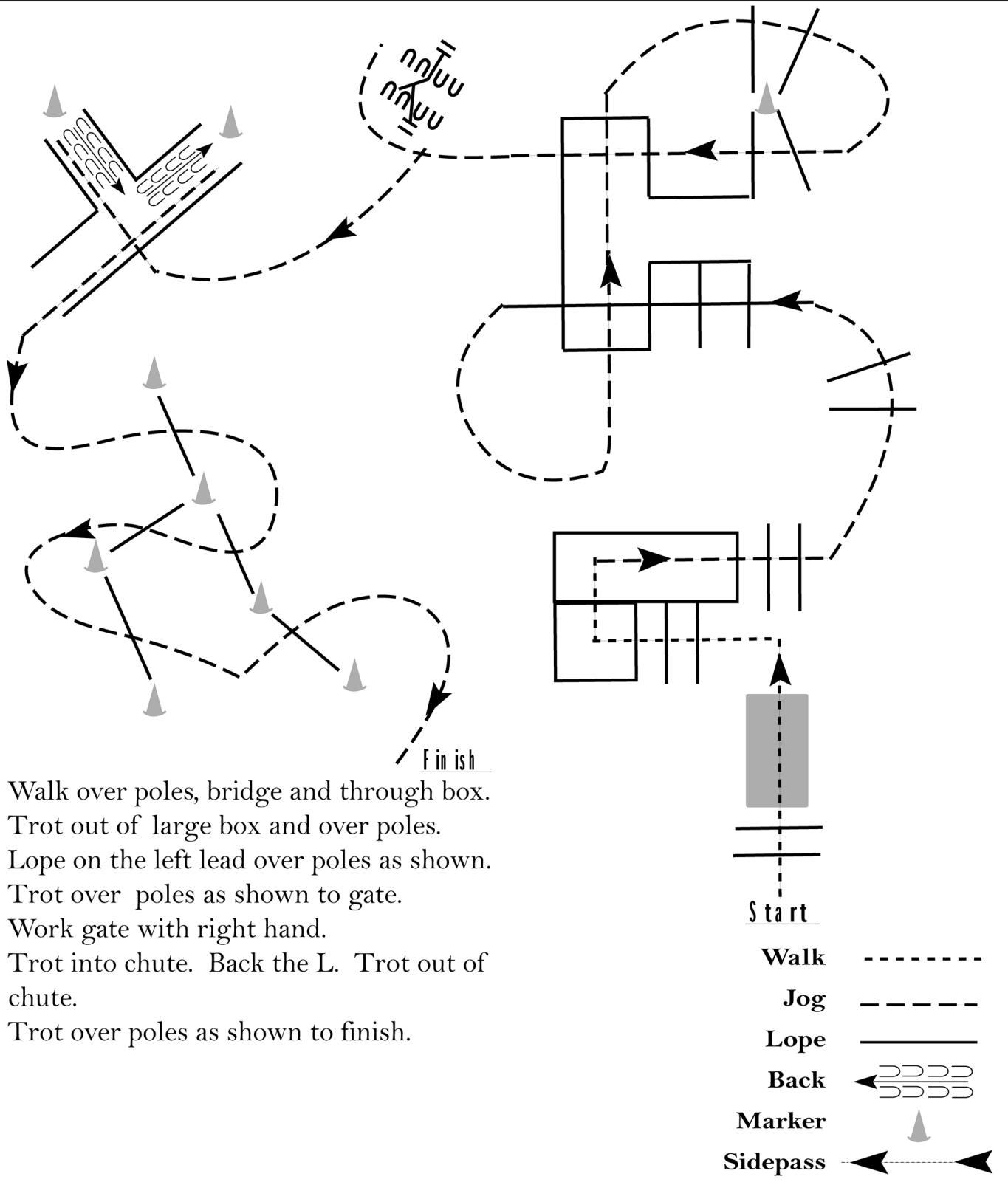


YOUTH OMIT DRAG START WITH
2. TROT OVER LOGS

IQHA Scenic City

Trail - Level 1 Open, Amateur, Youth

Show Date: July 2024



[T/1-53]

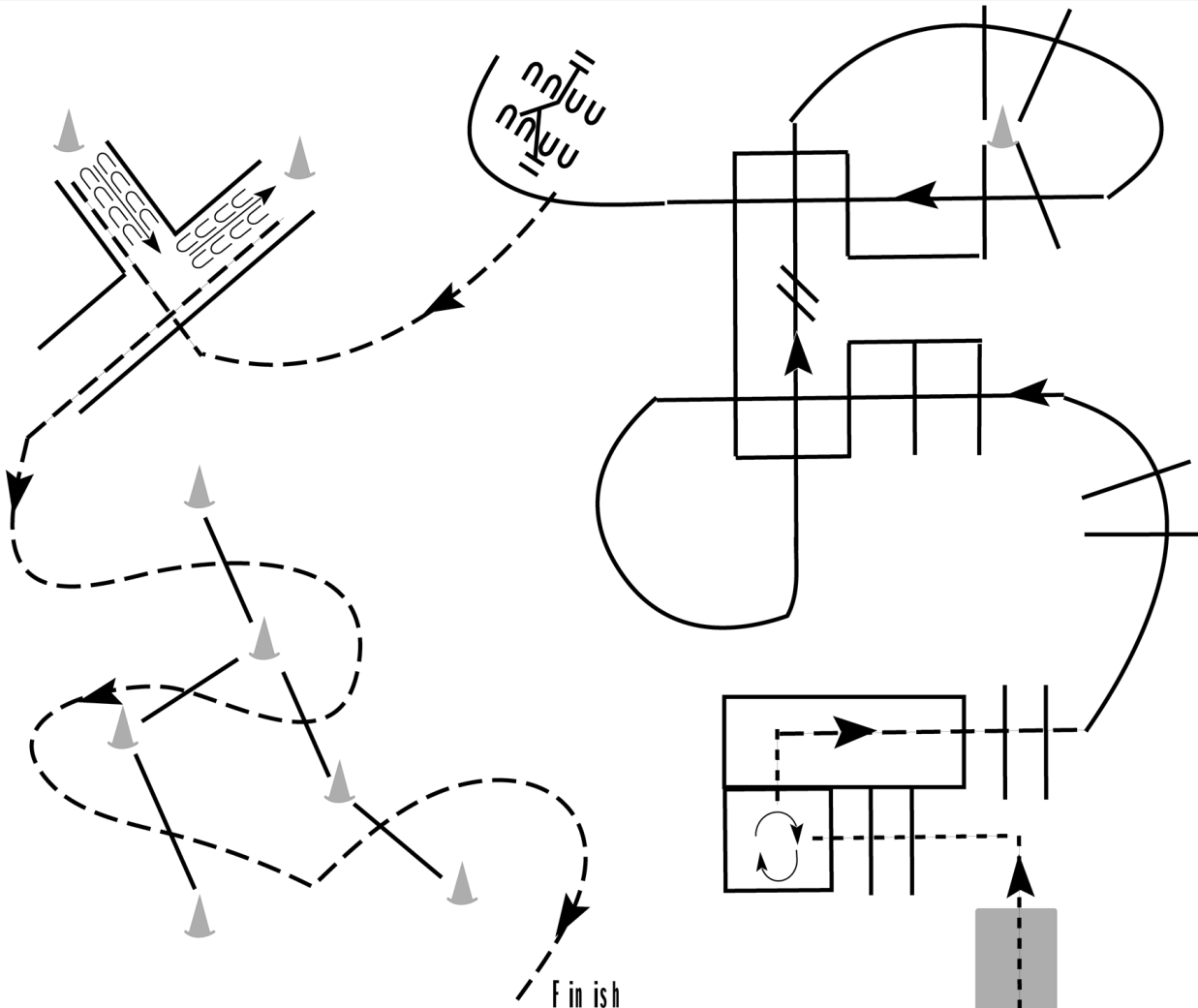
Pattern Provided by:

The Judges

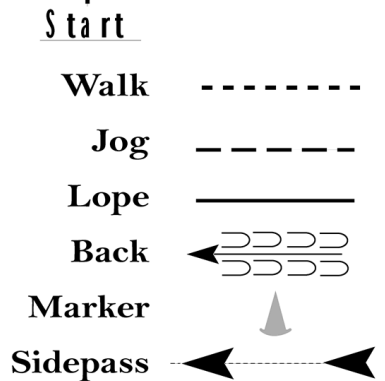
IQHA Scenic City

Trail - Open, Amateur, Youth

Show Date: July 2024



1. Walk over poles and bridge and into box.
2. Turn 1 1/4 turn to the right and walk out of box.
3. Trot over poles.
4. Lope on the left lead over poles as shown.
5. Change leads.
6. Lope on the right lead over poles as shown to gate.
7. Work gate with right hand.
8. Trot into chute. Back the L. Trot out of chute.
9. Trot over poles as shown to finish.



[T/3-53]

Pattern Provided by:

The Judges

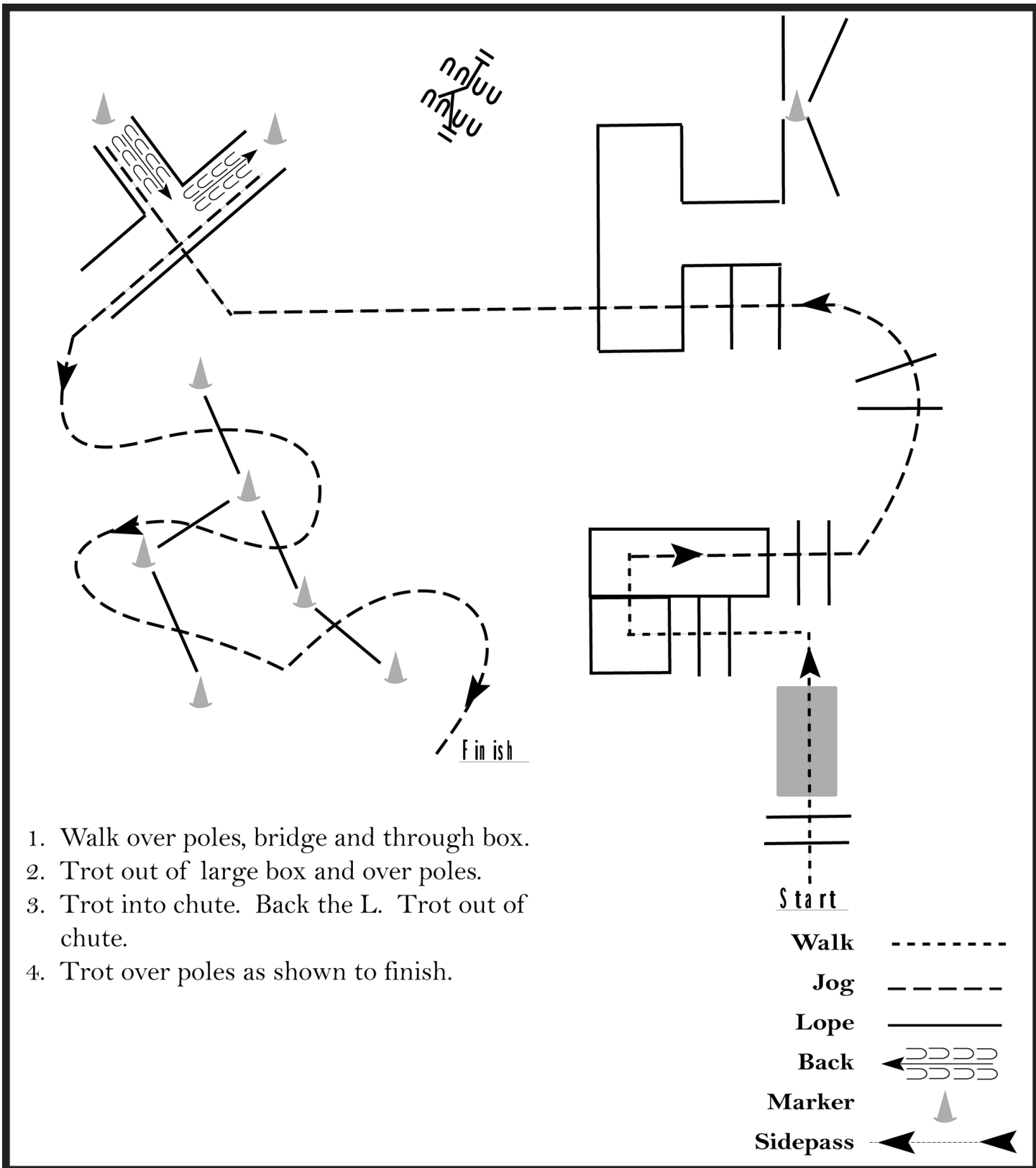
IQHA Scenic City

Walk-Trot Trail

Show Date: July 2024

www.HorseShowPatterns.com

www.HorseShowPatterns.com



[T/WT-53]

Pattern Provided by:

The Judges